



Writing:
Social
media posts

Discussion questions

What's your favourite social media network?
Why?

What do you think the world would be like without social media apps?



What are the advantages of social media?

And what about the disadvantages of social media?

TIPS

Use
acronyms

Use informal
language or
slang



You don't need
to write full
sentences.

Use emojis to
show how
you are
feeling

Use extra exclamation
marks (!) to make an
idea stronger or to
show you are joking.

More tips

Use @ and a person's name to show clearly who you're replying to.



Write like you speak

Match the tips with the examples

You don't need to write full sentences.

Add xxx for kisses and use emojis to show how you're feeling.

Use extra exclamation marks (!) to make an idea stronger or to show you are joking.

Use LOL to mean 'laugh out loud' and PM to mean 'private message'.

See you soon! xxx

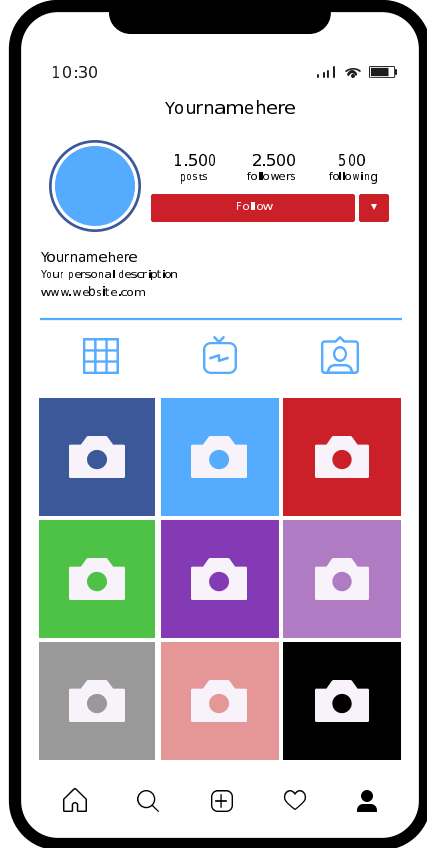
PM me if you want her phone number

Looks beautiful!

It's amazing!!!



Structure



Opening



Start writing: **Posted by + nickname + on date + time**, unless you are given that information..
e.g. Posted by: thehappytraveller on 23th Oct, 2018, 18:00pm

Greetings



Try to use informal ones: **Hey! Hi! Hello!**
For a group of people: **Hi everyone! all! Hi y'all! Hey folks!**

Opening line



You can start the opening on a separate or on you can follow writing on the same line
e.g. Hi, I am travelling to London.....

Body



In this part, make a meaningful conversation. Provide examples and add your own ideas, using different grammatical and lexical structures.

Closing



Close your post with a useful expression + addressing your followers.
E.g. Guys, stay posted for new updates!

Theme park trip

Posted by Lara on 20 June, 2014 at 18:25

Yesterday was fantastic! We went on our end-of-year trip to the theme park. I had to get up so early though as the coach picked us up from school at 8 a.m.!!! Not funny!!

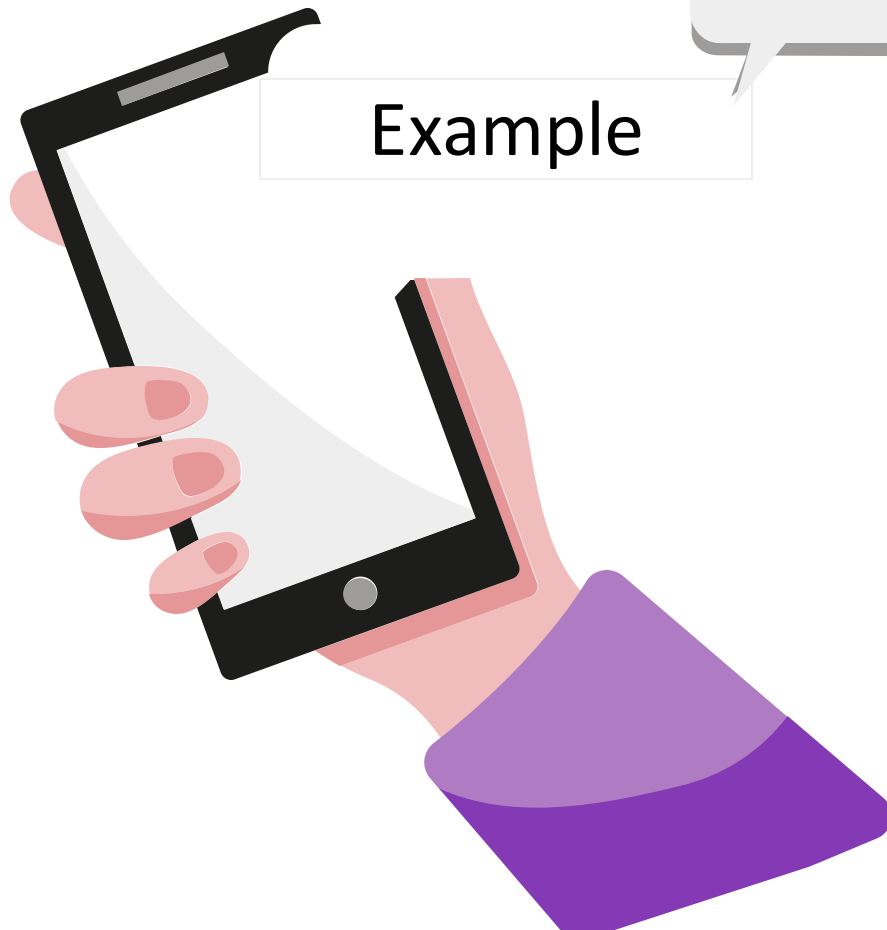
Can you believe that Dan nearly missed the coach? Typical! He was running down the street shouting and luckily Mr Andrews, the teacher, saw him and stopped the coach. The journey was awful – there was an accident on the motorway so we were in a traffic jam for ages, so we got to the park really late and there were already huge queues for all the rides. :(

The rides were brilliant! I went on the Abyss and Xtreme which is totally crazy! It goes so fast and I felt really dizzy when it stopped. And guess what? Luisa Martin was sick all over herself! Disgusting!!

After lunch we went on the water rides – my favourite! We got so wet and it started raining too! They took a photo of us on the ride and I had my eyes closed and was screaming with my mouth wide open. Such an embarrassing photo and then Kiara bought it and showed everyone ... how embarrassing! Anyway, I took loads of photos too – check these out ...



It was a really good day ... so much fun ... can't wait to go again!!



Writing a post

Use the words and phrases in the box to complete the post.

fantastic

Something amazing happened

Can you believe

friendly

Check them out

I can't wait

amazing

So scary



I had an 1 _____ time on summer camp in Florida. Met loads of great people and have lots of stories to tell. 2 _____ I saw a shark in the sea? Yeah, I was surfing and having a 3 _____ time with my friends, then suddenly a shark came really close. I could see its teeth! 4 _____! We all screamed and luckily the shark swam away. I love Florida, the people are so cool and 5 _____ and the sun is always out. And, 6 _____. Top secret, but I met a really nice girl. We're going to keep in touch! Anyway, I had a great time. 7 _____ to go again next year. I've put loads of new photos on Facebook so 8 _____ and leave a comment, too!



Social Media Related verbs



POST







ADD (AS A FRIEND)



FOLLOW



UNFRIEND /
UNFOLLOW



DELETE



SHARE



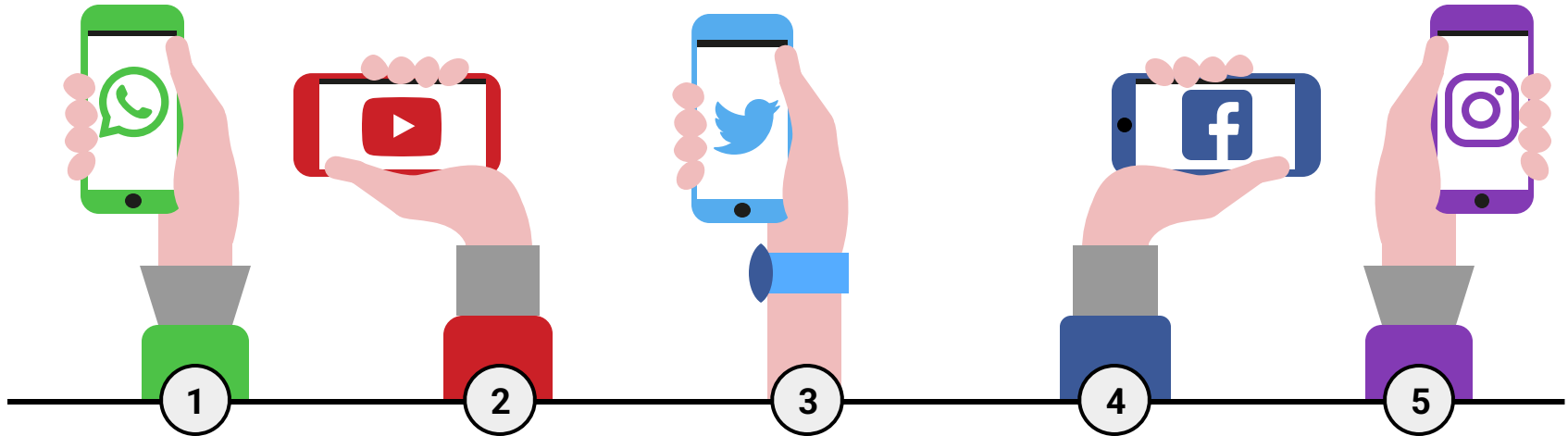
POST / DO A POST
ABOUT



TO GO VIRAL / TO
TREND



Phrasal verbs



Leak out

When secret information become known to the public.

Blow over

When people stop talking about sth and soon forget about it.

Keep up with

To stay informed

Look forward to

To be excited for something

CATCH UP

To get up to date with something

Post - Writing practice



Keeping in mind the structure and the kind of language that you should use when writing on social media, click on the next link or scan this QR to do a writing practice.
<https://padlet.com/silviab9805/qkhpkrduqa7ddj>

